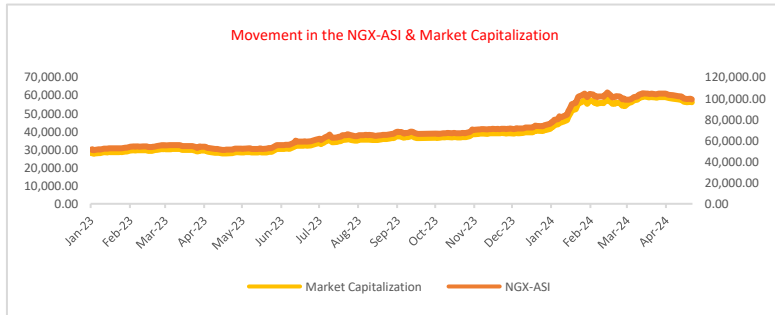




## Bears Rule Bourse by 3bps Despite Upward Movement in Banking Stocks; NIBOR Declines Across Tenor Buckets....

The local bourse experienced a slight decline as the benchmark index dipped marginally by 0.03% to conclude the trading week at 98,125.73 points, with the Exchange reporting more losers (24) than gainers (15). The market capitalization of listed equities also decreased by 0.03%, ending at N55.51 trillion, resulting in a total market loss of N17.53 billion. The top five decliners of the day were TRANSCOHOT, NEM, UPDCREIT, ETERNA, and TANTALIZER, with their share prices falling by 9.72%, 9.63%, 9.57%, 9.35%, and 9.09%, respectively. Trading activity on the NGX slowed as total deals and volume dropped by 4.96% and 65.65%, totaling 6,934 trades and 140.77 million units, respectively. Despite this, the total traded value for the day increased by 5.53% to close at N9.42 billion. Sectoral performance was mixed; the Banking and Consumer Goods indexes posted gains of 1.09% and 0.10%, while the Insurance, Oil/Gas, and Industrial Goods indexes declined by 2.38%, 0.27%, and 0.01%, respectively. As the session concluded, ACCESSCORP emerged as the most traded security in terms of volume, with 25.61 million units exchanged in 605 trades, while AIRTELAFRI led in traded value, amounting to N4.25 billion.



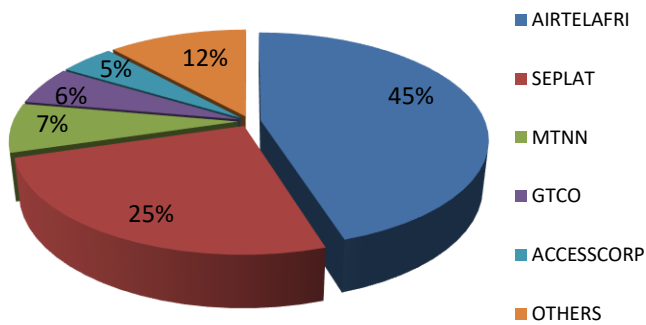
TENOR	NIBOR as @ 17/05/2024	NIBOR as @ 16/05/2024	PPT
Overnight	30.6000	30.9300	-0.33
1 Month	21.8000	24.1800	-2.38
3 Months	23.3800	24.6700	-1.29
6 Months	24.0000	25.8300	-1.83

Source: FMDQ

TENOR	NITTY as @ 17/05/2024	NITTY as @ 16/05/2024	PPT
1Month	19.1100	19.1000	0.01
3 Months	18.8800	18.4700	0.41
6 Months	20.0800	19.9100	0.17
12 Months	25.1600	25.0300	0.13

Source: FMDQ

## Today's biggest transactions by %age of total naira votes



MARKET STATISTICS	CLOSE	PREVIOUS	TODAY'S%	YTD %
All Share Index (ASI)	98,125.73	98,156.71	(0.03)	31.230
Deals	6,934	7,296	(4.96)	
Volume (millions)	140.77	409.77	(65.65)	
Value (₦ Millions)	9,418.63	8,925.06	5.53	
Market Cap (₦ billions)	55,507.59	55,525.12	(0.03)	35.657

SECTORED INDICES	CLOSE	PREVIOUS	TODAY'S % Δ
NGX BANKING	791.54	782.99	1.09
NGX INSURANCE	366.36	375.30	-2.38
NGX CONSUMER GOODS	1,528.13	1,526.58	0.10
NGX OIL/GAS	1,177.92	1,181.16	-0.27
NGX IND	4,691.57	4,691.88	-0.01

Source: NGX, Cowry Research

Bond Name	Maturity (Years)	Bid Price	Daily Δ	Offeryield	Yield YTD PPT Δ
16.29% FGN MAR 2027	10	95.28	0.00	18.46%	0.054
12.50% FGN MAR 2035	15	70.67	0.00	18.95%	0.040
16.25% FGN APR 2037	20	88.38	0.00	18.65%	0.032
12.98% FGN MAR 2050	30	74.43	0.00	17.50%	0.014

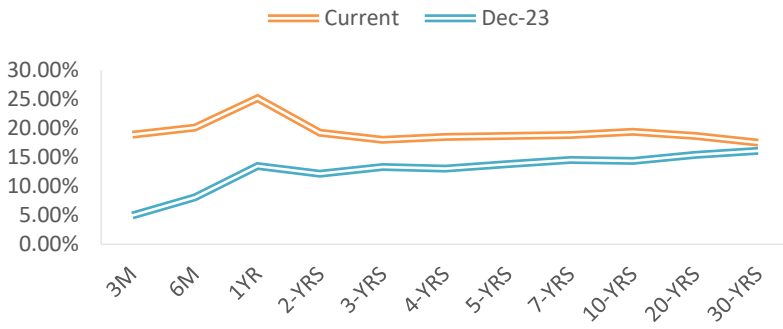
Source: FMDQ

EurobondName	Maturity (Years)	Bid Price	Daily Δ	Offer Yield	Yield YTD PPT Δ
6.50 NOV 28, 2027	10	93.04	-0.30	8.84%	-0.004
7.69% FEB 23, 2038	20	80.04	-0.54	10.46%	0.003
7.62% NOV 28, 2047	30	76.01	-0.59	10.37%	0.005

Source: FMDQ



## NAIRA YIELD CURVE



## Money Market

In the money market, the NIBOR decreased across tenor buckets, signaling liquidity ease. Short-term benchmark rates such as the open repo rate (OPR) and overnight lending rate (OVN) surged to conclude at 29.96% and 30.68%, respectively.

NITTY traded higher across tenor buckets. However, the average secondary market yield for Nigerian Treasury Bills decreased by 0.01% to close at 20.97%.

## Bond Market

In the secondary market for FGN Bonds, the average yield closed at 18.69%.

In the sovereign Eurobonds market, sell sentiment was evident across all segments of the yield curve, resulting in a rise in the average yield by 0.09% to 9.73%.

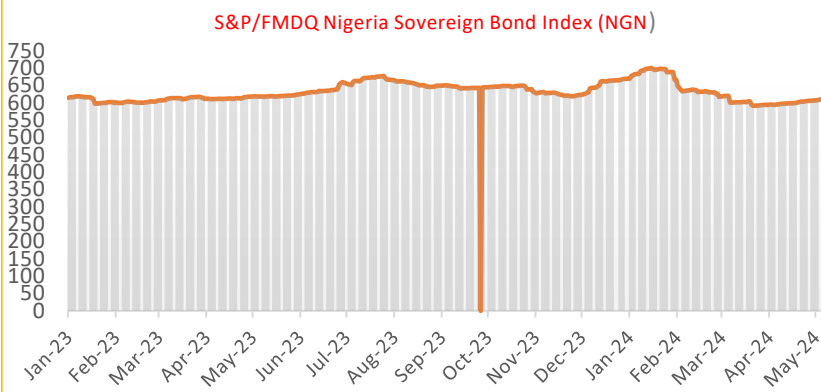
## Foreign Exchange Market

In the foreign exchange market, the Naira appreciated by 2.39% to close at ₦1,497.33 per dollar in the official market. Meanwhile, in the parallel market, the Naira closed at ₦1,475 against the US dollar.

## Global Commodity Market

At 3:30 p.m. GMT+1, oil prices saw an increase as Brent crude rose by 0.30% to \$83.52 per barrel, while West Texas Intermediate (WTI) crude also increased by 0.34% to \$79.50 per barrel.

Source: FMDQ, Trading Economics, OilPrice.com, S&P Dow Jones, Cowry Research



Source: S&P Dow Jones Indices, Cowry Research

USD/NGN Exchange Rate	17/05/2024	Previous	Daily %
I&E FX	₦1,497.33	₦1,533.99	2.39%
Parallel	₦1,475	₦1,515	2.64%

Major Currencies & Commodities	17/05/2024	Daily %	Yearly %
EURUSD	1.0861	-0.07%	0.85%
GBPUSD	1.268	0.04%	2.18%
USDZAR	18.19	0.10%	-5.94%
USDEGP	46.9062	0.00%	52.06%
Crude Oil, \$/bbl	79.496	0.34%	10.44%
Brent, \$/bbl	83.519	0.30%	9.99%
Natural Gas, \$/MMBtu	2.586	3.64%	-7.43%
Coal, \$/T	143.75	1.59%	-13.01%
Gold, \$/t.oz	2406.35	1.20%	22.74%
Wheat, \$/Bu	660.49	-0.42%	8.05%
Palm Oil, MYR/T	3890	2.26%	14.68%
Cocoa, \$/T	7259.98	-1.02%	143.23%

### IMPORTANT DISCLOSURES

This report is produced by the Research Desk, Cowry Asset Management Limited (COWRY) as a guideline for Clients that intend to invest in securities on the basis of their own investment decision without relying completely on the information contained herein. The opinion contained herein is for information purposes only and does not constitute any offer or solicitation to enter into any trading transaction. While care has been taken in preparing this document, no responsibility or liability whatsoever is accepted by any member of COWRY for errors, omission of facts, and any direct or consequential loss arising from the use of this report or its contents.



# Cowry Daily Market Insight 17 May 2024

Corporate Bond Issuer	Description	Issue Date	Maturity Date	Coupon (%)	Yield (%)	Daily Δ
11.25 DANGCEM IA 30-MAY-2024	11.25 DANGCEM IA 30-MAY-2024	26-May-21	30-May-24	7.92	26.97	0.07
11.10 FLOURMILLS IIIB 27-FEB-2025	11.10 FLOURMILLS IIIB 27-FEB-2025	27-Feb-20	27-Feb-25	16.19	23.77	0.02
13.00 LAPO MFB II 30-MAR-2025	13.00 LAPO MFB II 30-MAR-2025	30-Mar-20	30-Mar-25	13.85	20.62	0.02
12.50 DANGCEM I 30-APR-2025	12.50 DANGCEM I 30-APR-2025	24-Apr-20	30-Apr-25	15.66	21.97	0.02
12.50 UNICAP I 28-MAY-2025	12.50 UNICAP I 28-MAY-2025	28-May-20	28-May-25	11.87	23.20	0.02
13.50 PAPF SPV I 27-Jul-2025	13.50 PAPF SPV I 27-Jul-2025	27-Jul-22	27-Jul-25	15.03	20.83	0.01
15.75 UNION II 3-SEP-2025	15.75 UNION II 3-SEP-2025	07-Sep-18	03-Sep-25	14.38	19.99	0.01
16.25 STERLING INV. II 6-OCT-2025	16.25 STERLING INV. II 6-OCT-2025	05-Oct-18	06-Oct-25	16.72	22.17	0.01
16.50 WEMA FUNDING SPV II 12-OCT-2025	16.50 WEMA FUNDING SPV II 12-OCT-2025	12-Oct-18	12-Oct-25	16.78	22.20	0.01
6.25 CORO MB SPV I 30-NOV-2025	6.25 CORO MB SPV I 30-NOV-2025	30-Nov-20	30-Nov-25	15.44	20.67	0.01
5.50 FLOURMILLS IV A 15-DEC-2025	5.50 FLOURMILLS IV A 15-DEC-2025	14-Dec-20	15-Dec-25	14.05	19.26	0.01
7.00 CARDINAL SPV I 30-DEC-2025	7.00 CARDINAL SPV I 30-DEC-2025	30-Dec-20	30-Dec-25	12.36	20.32	0.02
8.50 FSDH SPV PLC IA 16-FEB-2026	8.50 FSDH SPV PLC IA 16-FEB-2026	16-Feb-21	16-Feb-26	14.09	19.21	0.00
8.00 FSDH SPV PLC IB 16-FEB-2026	8.00 FSDH SPV PLC IB 16-FEB-2026	16-Feb-21	16-Feb-26	14.09	19.21	0.00
13.00 MECURE SPV PLC I 31-MAR-2026	13.00 MECURE SPV PLC I 31-MAR-2026	31-Mar-21	31-Mar-26	15.76	21.72	0.01
14.5 FLOURMILLS I 9-MAY-2026	14.5 FLOURMILLS I 9-MAY-2026	09-May-23	09-May-26	14.48	20.22	0.01
12.50 DANGCEM IB 30-MAY-2026	12.50 DANGCEM IB 30-MAY-2026	26-May-21	30-May-26	14.15	19.16	0.00
15.50 ACCESS BANK 23-JUL-2026	15.50 ACCESS BANK 23-JUL-2026	23-Jul-19	23-Jul-26	15.95	21.31	0.01
13.50 MTNN IA 30-SEP-2026	13.50 MTNN IA 30-SEP-2026	30-Sep-22	30-Sep-26	14.19	19.29	0.00
13.50 SUNDRY SPV PLC I 15-DEC-2026	13.50 SUNDRY SPV PLC I 15-DEC-2026	15-Dec-21	15-Dec-26	14.20	19.66	0.01
14.25 EAT & GO FINANCE SPV 17-DEC-2026	14.25 EAT & GO FINANCE SPV 17-DEC-2026	17-Dec-19	17-Dec-26	15.61	21.26	0.01
11.85 DANGCEM IIA 30-APR-2027	11.85 DANGCEM IIA 30-APR-2027	27-Apr-22	30-Apr-27	14.40	20.24	-0.01
14.30 AXELA I 20-MAY-2027	14.30 AXELA I 20-MAY-2027	20-May-20	20-May-27	15.77	21.00	0.00
14.00 ACSP I 15-JUN-2027	14.00 ACSP I 15-JUN-2027	15-Jun-22	15-Jun-27	16.45	21.54	0.00
12.00 NOVAMBL SPV I 23-JUL-2027	12.00 NOVAMBL SPV I 23-JUL-2027	23-Jul-20	23-Jul-27	17.60	23.15	0.00
15.00 UNICAP II 14-SEP-2027	15.00 UNICAP II 14-SEP-2027	14-Sep-22	14-Sep-27	15.74	21.02	0.00
7.20 NMRC III 2-NOV-2027	7.20 NMRC III 2-NOV-2027	02-Nov-20	02-Nov-27	16.54	21.68	0.00
16.00 VIATHAN (GTD) 14-DEC-2027	16.00 VIATHAN (GTD) 14-DEC-2027	15-Dec-17	14-Dec-27	14.12	19.16	0.00

[www.cowryasset.com](http://www.cowryasset.com)

#### IMPORTANT DISCLOSURES

This report is produced by the Research Desk, Cowry Asset Management Limited (COWRY) as a guideline for Clients that intend to invest in securities on the basis of their own investment decision without relying completely on the information contained herein. The opinion contained herein is for information purposes only and does not constitute any offer or solicitation to enter into any trading transaction. While care has been taken in preparing this document, no responsibility or liability whatsoever is accepted by any member of COWRY for errors, omission of facts, and any direct or consequential loss arising from the use of this report or its contents.



# Cowry Daily Market Insight 17 May 2024

Corporate Bond Issuer	Description	Issue Date	Maturity Date	Coupon (%)	Yield (%)	Daily Δ
6.25 FLOURMILLS IV B 14-DEC-2027	6.25 FLOURMILLS IV B 14-DEC-2027	14-Dec-20	14-Dec-27	15.63	20.50	0.00
7.50 BUACEMENT I 30-DEC-2027	7.50 BUACEMENT I 30-DEC-2027	30-Dec-20	30-Dec-27	14.13	19.18	0.00
17.00 ARAD I 13-JAN-2028	17.00 ARAD I 13-JAN-2028	13-Jan-23	13-Jan-28	17.00	19.39	0.00
13.00 MTN COM PLC I 5-MAY-2028	13.00 MTN COM PLC I 5-MAY-2028	05-May-21	05-May-28	14.23	19.87	0.00
13.50 DANGCEM IC 30-MAY-2028	13.50 DANGCEM IC 30-MAY-2028	26-May-21	30-May-28	15.32	19.63	0.00
15.50 C&I LEASING II 3-JUN-2028	15.50 C&I LEASING II 3-JUN-2028	03-Jun-21	03-Jun-28	15.79	20.89	0.00
14.50 CERPAC-SPV III 15-JUL-2028	14.50 CERPAC-SPV III 15-JUL-2028	10-Sep-21	15-Jul-28	16.54	21.81	-0.01
16.00 SUNDRY SPV PLC II 23-OCT-2028	16.00 SUNDRY SPV PLC II 23-OCT-2028	23-Oct-23	23-Oct-28	16.00	20.25	-0.01
13.30 ARDOVA PLC IA 12-NOV-2028	13.30 ARDOVA PLC IA 12-NOV-2028	12-Nov-21	12-Nov-28	14.66	19.84	0.00
13.25 EAT & GO FINANCE SPV 8-MAR-2029	13.25 EAT & GO FINANCE SPV 8-MAR-2029	08-Mar-22	08-Mar-29	16.43	22.09	-0.01
12.85 PRESCO PLC 5-APR-2029	12.85 PRESCO PLC 5-APR-2029	05-Apr-22	05-Apr-29	15.48	21.12	0.00
12.35 DANGCEM IIB 30-APR-2029	12.35 DANGCEM IIB 30-APR-2029	27-Apr-22	30-Apr-29	15.91	19.94	0.00
16.20 UNION III 27-JUN-2029	16.20 UNION III 27-JUN-2029	27-Jun-19	27-Jun-29	18.16	22.23	0.01
12.75 DANGIFP IA 19-JUL-2029	12.75 DANGIFP IA 19-JUL-2029	19-Jul-22	19-Jul-29	16.67	20.75	0.01
14.50 GERP I 28-JUL-2029	14.50 GERP I 28-JUL-2029	28-Jul-22	28-Jul-29	16.28	22.12	-0.01
14.90 NMRC I 29-JUL-2030	14.90 NMRC I 29-JUL-2030	29-Jul-15	29-Jul-30	14.86	19.81	0.00
10.00 TSL SPV I (GTD) 6-OCT-2030	10.00 TSL SPV I (GTD) 6-OCT-2030	06-Oct-20	06-Oct-30	15.96	21.73	0.00
6.25 FBNQ MB SPV II 16-DEC-2030	6.25 FBNQ MB SPV II 16-DEC-2030	16-Dec-20	16-Dec-30	15.96	20.52	0.06
8.50 FIDELITY I 7-JAN-2031	8.50 FIDELITY I 7-JAN-2031	07-Jan-21	07-Jan-31	15.97	20.53	0.06
17.00 PRIMERO BRT-SPV 27-OCT-2031	17.00 PRIMERO BRT-SPV 27-OCT-2031	24-May-19	27-Oct-31	17.80	22.41	0.03
12.75 MTN COM PLC II 4-NOV-2031	12.75 MTN COM PLC II 4-NOV-2031	04-Nov-21	04-Nov-31	15.96	20.51	0.06
13.65 ARDOVA PLC IB 12-NOV-2031	13.65 ARDOVA PLC IB 12-NOV-2031	12-Nov-21	12-Nov-31	15.62	20.36	0.00
13.00 GPC SPV PLC (GTD) 23-NOV-2031	13.00 GPC SPV PLC (GTD) 23-NOV-2031	23-Nov-21	23-Nov-31	15.53	19.71	0.00
13.25 PAT SPV PLC (GTD) 2-FEB-2032	13.25 PAT SPV PLC (GTD) 2-FEB-2032	02-Feb-22	02-Feb-32	15.91	20.02	0.00
13.00 DANGCEM IIC 30-APR-2032	13.00 DANGCEM IIC 30-APR-2032	27-Apr-22	30-Apr-32	16.61	21.20	0.00
13.00 DANGCEM IIC 30-APR-2032	13.00 DANGCEM IIC 30-APR-2032	19-Jul-22	19-Jul-32	16.78	21.39	0.00
14.50 MTNN IB 30-SEP-2032	14.50 MTNN IB 30-SEP-2032	30-Sep-22	30-Sep-32	16.04	20.66	0.00
13.50 DANGIFP IB 19-JUL-2032	13.50 DANGIFP IB 19-JUL-2032	19-Jul-22	19-Jul-32	17.02	21.64	0.00
13.80 NMRC II 15-MAR-2033	13.80 NMRC II 15-MAR-2033	21-May-18	15-Mar-33	15.84	20.04	0.02
15.15 GEL UTILITY-SPV (GTD) 28-AUG-2034	15.15 GEL UTILITY-SPV (GTD) 28-AUG-2034	28-Aug-19	28-Aug-34	16.52	21.09	0.06
13.25 LFZC II 16-MAR-2042	13.25 LFZC II 16-MAR-2042	10-May-22	16-Mar-42	16.40	19.58	0.00
16.00 FCMB I (PERP)	16.00 FCMB I (PERP)	16-Feb-23	-	16.32	18.66	0.00
15.25 LFZC III 29-MAR-2043	15.25 LFZC III 29-MAR-2043	29-Mar-23	29-Mar-43	16.46	20.65	0.00

[www.cowryasset.com](http://www.cowryasset.com)

#### IMPORTANT DISCLOSURES

This report is produced by the Research Desk, Cowry Asset Management Limited (COWRY) as a guideline for Clients that intend to invest in securities on the basis of their own investment decision without relying completely on the information contained herein. The opinion contained herein is for information purposes only and does not constitute any offer or solicitation to enter into any trading transaction. While care has been taken in preparing this document, no responsibility or liability whatsoever is accepted by any member of COWRY for errors, omission of facts, and any direct or consequential loss arising from the use of this report or its contents.



# Cowry Daily Market Insight 17 May 2024

[www.cowryasset.com](http://www.cowryasset.com)

#### IMPORTANT DISCLOSURES

This report is produced by the Research Desk, Cowry Asset Management Limited (COWRY) as a guideline for Clients that intend to invest in securities on the basis of their own investment decision without relying completely on the information contained herein. The opinion contained herein is for information purposes only and does not constitute any offer or solicitation to enter into any trading transaction. While care has been taken in preparing this document, no responsibility or liability whatsoever is accepted by any member of COWRY for errors, omission of facts, and any direct or consequential loss arising from the use of this report or its contents.